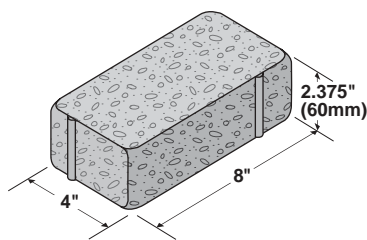




ROMANSTONE®
INTERLOCKING PAVING STONES

CENTURY SERIES™ HOLLAND-STONE



BETHANY LEDGE

HARVEST BLEND

MOUNTAIN GRAY

TIMBERWOOD BLEND

SIZE	UNITS/SQ. FT.	SQ. FT./PALLET	UNITS/PALLET	WEIGHT/PALLET
4" x 8" x 2.375" (60MM)	4.5	113	504	2,800 LBS

Take Holland-Stone back in time with Century Series. By tumbling the classic Holland-Stone shape, you will add another dimension to your paving project. Century Series Holland-Stone adds a softer, more comfortable feel to smaller spaces such as walkways and smaller backyard patios. Holland-Stone, always a classic choice.



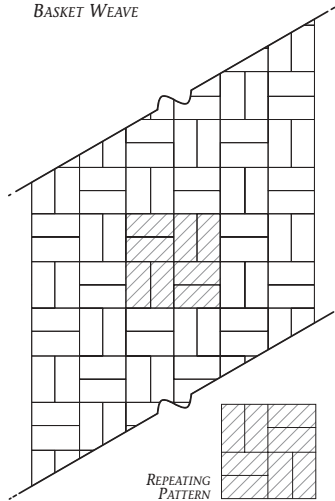
Century Series Holland-Stone is just right for this small backyard space.

SPECIFICATIONS

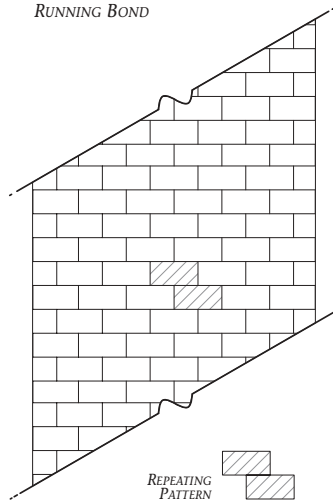
Holland-Stone is produced using a “no-slump” concrete mix, made under extreme pressure and high frequency vibrations. Unit pavers will meet or exceed the requirements established in the ASTM C936 (standard specification for interlocking concrete paving units). Requirements of this standard include an average compressive strength of 8,000 psi, average absorption no greater than 5%.

LAYING PATTERNS

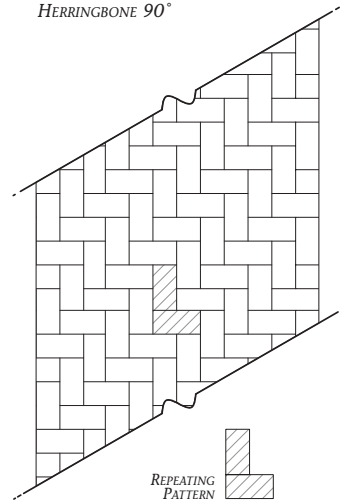
BASKET WEAVE



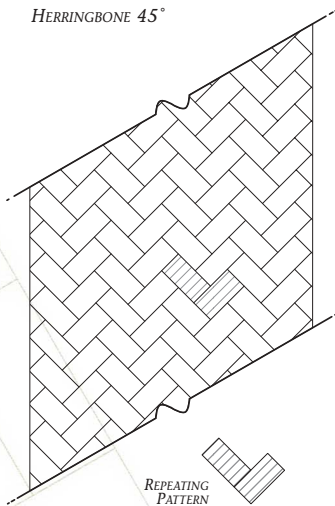
RUNNING BOND



HERRINGBONE 90°



HERRINGBONE 45°



Proudly Distributed by: